

M/S. SOLARIUM GREEN ENERGY LLP
(LLPIN: AAF-3421)

**Registered Address: B-1208, World Trade Tower, Near. BMW
Showroom, Sarkhej Sanand Cross Road, Sarkhej, Ahmedabad
Gujarat-380051 India**

STATUTORY AUDIT REPORT

**Financial Year: 2021-22
Date of Report: 16.08.2022**



Chartered Accountants

**Statutory Auditors:
Anil Bohra & Associates
A-45 Sanidhya Building, Opp. Sanyas Ashram, Ashram. Road,
Ahmedabad-06**



INDEPENDENT AUDITORS' REPORT

TO,
THE PARTNERS
SOLARIUM GREEN ENERGY LLP
(LLPIN: AAF-3421)

Report on the Financial Statements

We have audited the accompanying financial statements of **SOLARIUM GREEN ENERGY LLP (NOW KNOWN AS SOLARIUM GREEN ENERGY PRIVATE LIMITED)**, which comprise the Balance Sheet as at **31/03/2022**, the Statement of Profit and Loss, for the year then ended, and a summary of the significant accounting policies and other explanatory information.

Auditor's Opinion


In our opinion and to the best of our information and according to the explanations given to us, the aforesaid financial statements give the information required by the Act in the manner so required and give a true and fair view in conformity with the accounting principles generally accepted in India, of the state of affairs of the Organisation as at **31/03/2022**, and its **Profit** for the year ended on that date. Subject to the following

The LLP firm is converted into Private Limited Company w.e.f. 24.02.2022, all other registrations to commence the business in the name of the company has been obtained within 24.02.2022 to 31.03.2022 and hence during those period, all the commercial transactions were recorded in the books of LLP. The closing balances as at 31.03.2022 is carried over to the books of the company and the company has started operational transactions from 01.04.2022. The Fixed capital had been withdrawn by the partners from the firm and infused as share capital in the books of the company. The company retransferred entire capital to the LLP before balance sheet date and the same is shown as Fixed Capital of LLP.

Responsibility of Management and Those Charged with Governance (TCWG)
Management is responsible for the preparation of these financial statements that give a true and fair view of the financial position and financial performance of the LLP in accordance with Accounting Standards and accounting principles generally accepted in India. This responsibility also includes maintenance of adequate accounting records and for preventing and detecting frauds and other irregularities; selection and application of appropriate accounting policies; making judgments and estimates that are reasonable and prudent; and design, implementation and maintenance of adequate internal financial controls, that were operating effectively for ensuring the accuracy and completeness of the accounting records, relevant to the preparation and presentation of the financial statements that give a true and fair view and are free from material misstatement, whether due to fraud or error.

Auditor's Responsibility

Our objectives are to obtain reasonable assurance about whether the financial statements as a whole are free from material misstatement, whether due to fraud or error, and to issue an auditor's report that includes our opinion.



Office No : 91 79 4801 1977 M : 9978530700 email : cabohra@yahoo com

Reasonable assurance is a high level of assurance, but is not a guarantee that an audit conducted in accordance with SAs will always detect a material misstatement when it exists.

Misstatements can arise from fraud or error and are considered material if, individually or in the aggregate, they could reasonably be expected to influence the economic decisions of users taken on the basis of these financial statements.

As part of an audit in accordance with SAs, we exercise professional judgement and maintain professional scepticism throughout the audit. We also:

- Identify and assess the risks of material misstatement of the financial statements, whether due to fraud or error, design and perform audit procedures responsive to those risks, and obtain audit evidence that is sufficient and appropriate to provide a basis for our opinion. The risk of not detecting a material misstatement resulting from fraud is higher than for one resulting from error, as fraud may involve collusion, forgery, intentional omissions, misrepresentations, or the override of internal control.
- Evaluate the appropriateness of accounting policies used and the reasonableness of accounting estimates and related disclosures made by management.
- Conclude on the appropriateness of management's use of the going concern basis of accounting and, based on the audit evidence obtained, whether a material uncertainty exists related to events or conditions that may cast significant doubt on the Organisations ability to continue as a going concern. If we conclude that a material uncertainty exists, we are required to draw attention in our auditor's report to the related disclosures in the financial statements or, if such disclosures are inadequate, to modify our opinion. Our conclusions are based on the audit evidence obtained up to the date of our auditor's report. However, future events or conditions may cause the Organisations to cease to continue as a going concern.
- Evaluate the overall presentation, structure and content of the financial statements, including the disclosures, and whether the financial statements represent the underlying transactions and events in a manner that achieves fair presentation.

We communicate with those charged with governance regarding, among other matters, the planned scope and timing of the audit and significant audit findings, including any significant deficiencies in internal control that we identify during our audit.

We also provide those charged with governance with a statement that we have complied with relevant ethical requirements regarding independence, and to communicate with them all relationships and other matters that may reasonably be thought to bear on our independence, and where applicable, related safeguards.

Report on Other Legal and Regulatory Requirements

We report that:

- (a) We have sought and obtained all the information and explanations which to the best of our knowledge and belief were necessary for the purposes of our audit.



- (b) In our opinion, proper books of account as required by law have been kept by the Organisations so far as it appears from our examination of those books.
- (c) The Balance Sheet, the Statement of Profit and Loss, and dealt with by this Report are in agreement with the books of account.
- (d) In our opinion, the aforesaid financial statements comply with the Accounting Standards issued by the Institute of Chartered Accountants of India.
- (e) With respect to the other matters to be included in the Auditor's Report, in our opinion and to the best of our information and according to the explanations given to us:
- i. The Organisation has disclosed the impact of pending litigations on its financial position in its financial statements.
 - ii. The Organisations has made provision, as required under the applicable law or accounting standards, for material foreseeable losses, if any, on long-term contracts including derivative contracts.

FOR ANIL BOHRA & ASSOCIATES
(Chartered Accountants)
Reg No. :0142719W



Anil Bohra

ANIL C BOHRA
Proprietor

M.No. : 122723

UDIN : 22122723APCQAC2081

Date : 16.08.2022
Place : Ahmedabad

M/S. SOLARIUM GREEN ENERGY LLP (NOW KNOWN AS SOLARIUM GREEN ENERGY PRIVATE LIMITED)
CONSOLIDATED BALANCE SHEET AS AT 31ST MARCH, 2022

PARTICULARS	Notes	As at 31.03.2022 Amount in Rs.	As at 31.03.2021 Amount in Rs.
LIABILITIES :-			
Partners Fund :-			
Fixed Capital Accounts	1	30,000,000	30,000,000
Current Capital Accounts	2	55,893,186	32,988,093
Reserves and Surplus	3	0	(0)
		85,893,186	62,988,093
Non-Current Liabilities:-			
Secured Loans	4	70,514,209	76,970,331
Unsecured Loans	5	30,669,029	52,230,524
		101,183,238	129,200,855
Current liabilities:-			
Trade Payable for Capital Goods	6	52,997	880,863
Trade Payable For Goods & Material		74,683,099	7,844,611
Trade Payable For Expenses		10,521,815	10,223,919
Trade Payable For Import Purchases		9,998,395	-
Advance From Debtors		25,378,332	111,621,463
Duties & Taxes		2,628,309	895,474
Provisions		1,868,335	2,183,289
Other Current Liabilities		149,103	715,135
		125,280,384	134,364,754
TOTAL.....		312,356,807	326,553,701
ASSETS :-			
Non Current Assets :-			
Fixed Assets			
Tangible Assets	7	42,550,786	45,147,366
Intangible Assets		902,628	1,203,504
		43,453,414	46,350,869
Current Assets :-			
Stock in Hand (Certified by Partners)	8	82,243,768	56,639,308
Trade Receivable (Considered good)		62,415,825	142,033,603
Loans and Advances & Deposits		11,227,730	28,532,408
Advances to Creditors		19,227,764	-
Cash in hand		2,237,443	3,371,915
Bank Balances		10,818,782	17,890,214
Other Current Assets		80,732,081	31,735,384
		268,903,393	280,202,832
TOTAL.....		312,356,807	326,553,701
Significant Accounting Policies & Notes on Financial Statements	20	0	0

For, Anil Bohra & Associates
Chartered Accountants

(Anil C Bohra)
Proprietor
M. No. 122723

Firm Registration No. 142719W
UDIN : 22122723APCQAC2081

Place : Ahmedabad
Date : 16.08.2022



For, Solarium Green Energy LLP
(LLPIN: AAF-3421)

Partner
Pankaj V Gothi (DPIN: 07348565)

Partner
Chetan M Amrutia (DPIN: 07348582)


Place : Ahmedabad
Date : 16.08.2022

M/S. SOLARIUM GREEN ENERGY LLP (NOW KNOWN AS SOLARIUM GREEN ENERGY PRIVATE LIMITED)

CONSOLIDATED STATEMENT OF PROFIT & LOSS ACCOUNT FOR THE YEAR FROM 01.04.2021 TO 31.03.2022

PARTICULARS	Notes	During the year	During the year
		2021-2022 Amounts in Rs.	2020-2021 Amounts in Rs.
INCOME			
Revenue From Operations	9	1,549,253,555	782,891,912
Other Income	10	131,632,230	152,948,765
Total Revenue		1,680,885,785	935,840,677
EXPENDITURE			
Cost of Material Consumed	11	1,425,035,106	749,547,975
Manufacturing Expenses	12	91,331,258	82,620,520
Employee Benefits Expense	13	24,853,081	17,408,033
Administrative Expenses	14	13,096,274	7,494,635
Sales Promotion Expenses	15	60,912,389	22,283,580
Rent, Rate and Taxes	16	2,964,738	2,230,571
Repair and Maintenance	17	699,157	815,519
Financial Expenses	18	10,516,859	10,552,320
Other Expenses	19	3,586,288	1,383,148
Depreciation and Amortization	7	7,153,017	8,249,424
Partners Remuneration	-	4,500,000	3,900,000
Total Expenses		1,644,648,167	906,485,725
Profit Before Tax		36,237,618	29,354,952
Tax Expenses			
Provision for Income Tax		-	246,720
Provision for Deferred Tax		-	-
		-	246,720
Profit for the year		36,237,618	29,108,232
Significant Accounting Policies & Notes on Financial Statements	20		

For, Anil Bohra & Associates
Chartered Accountants



(Anil C Bohra)
Proprietor
M. No. 122723


Firm Registration No. 142719W
UDIN : 22122723APCQAC2081

Place : Ahmedabad
Date : 16.08.2022



For, Solarium Green Energy LLP
(LLPIN: AAF-3421)


Partner
Pankaj V Gothi (DPIN: 07348565)


Partner
Chetan M Amrutia (DPIN: 07348582)

Place : Ahmedabad
Date : 16.08.2022

M/S. SOLARIUM GREEN ENERGY LLP (NOW KNOWN AS SOLARIUM GREEN ENERGY PRIVATE LIMITED)

Schedules Forming Parts of the Accounts for the year from 01.04.2021 to 31.03.2022

Schedule : 9 : Sales :	During the year	During the year
	2021-22	2020-21
	Amounts in Rs.	Amount in Rs.
Manufacturing Sales (Net)	1,388,418,888	657,678,044
Installation and Commissioning Income	101,209,358	89,609,071
Other Service Sales (Net)	59,625,309	35,604,797
Branch Sales to Gujarat	20,829,654	39,781,686
Branch Sales to Rajasthan	1,779,851	1,055,828
Total	1,571,863,060	823,729,426
Less : Branch Sales	22,609,505	40,837,514
Total	1,549,253,555	782,891,912

Schedule : 10 : Other Incomes :	During the year	During the year
	2021-22	2020-21
	Amounts in Rs.	Amount in Rs.
Guvnl Subsidy Income	124,436,907	143,570,602
JAKEDA Subsidy Income	-	1,008,000
No Longer Payable	1,424,554	-
Interest Subsidy on Term Loans	2,000,026	483,305
Discount Income	890,130	437,168
Foreign Exchange Fluctuation Gain	2,341,622	787,126
Rate Difference	186,984	1,935,127
Round off	6,926	-
Interest on FDR	345,082	373,592
Interest on IT Refund	-	4,097
Total	131,632,230	152,948,765

Schedule : 11 : Cost of Raw Material Consumed :	During the year	During the year
	2021-22	2020-21
	Amounts in Rs.	Amount in Rs.
Opening Stock :	56,639,308	56,477,668
Local Purchases	1,291,314,159	616,884,153
Import Purchases	139,202,708	104,538,420
Job Work Purchases	2,915,389	1,253,155
Packing Material Purchases	3,091,563	2,740,552
Store and Consumables	14,115,747	24,293,336
Branch Purchases From Gujarat	1,779,851	1,055,828
Branch Purchases From Rajasthan	20,829,654	39,781,686
Closing Stock : (Certified by Partners)	82,243,768	56,639,308
Total	1,447,644,610	790,385,489
Less : Branch Purchases	22,609,505	40,837,514
Total	1,425,035,106	749,547,975



Particulars	During the year 2021-22 Amounts in Rs.	During the year 2020-21 Amount in Rs.
Schedule : 12 : Manufacturing Expenses :		
Anti Dumping & Safeguard duty	9,632,118	9,249,305
CFS Charges	299,632	600,588
Custom Duty	2,288,678	2,434,454
DO Charges	669,617	13,350
Documentation of Import	1,500	12,000
Design and Engineering Services	375,000	-
Electricity Bill Expenses-Factory	3,292,374	3,086,368
Endorsement Charges	-	7,000
Factory Expense	800,883	425,013
Loading and Unloading Charges	177,565	-
Installation and Commissioning Services	58,645,274	40,713,762
Import Charges	107,722	343,118
Freight on Purchases	612,706	-
Ocean Freights	3,941,275	6,597,655
Project Expenses	-	729,400
Site Labour Expenses	984,246	4,295,922
Net Meter Estimated Payment	-	2,405,614
Site Material Expense	2,132,127	387,068
Transportation Expenses	6,728,413	9,645,300
Agency Charges	116,448	157,150
Various Insurance Expenses	504,555	612,920
Annual Maintenance Contract	-	-
Cargo Handling Charges	-	17,498
Empty Container Lift on Lift off Charges	21,127	-
Forklift Charges	-	4,800
Shipping Line Charges	-	449,310
SLDC Charges	-	432,926
Total	91,331,258	82,620,520
Schedule : 13 : Employee Benefits Expense :		
Basic Pay of Employees	11,548,335	7,399,470
Executive Pay of Employees	10,209,751	8,274,863
Bonus of Employees	686,146	417,827
Production Incentives	1,392,923	572,425
PF Admin Expenses	94,917	55,230
Employer Provident Fund Contribution	775,005	576,867
Workman Insurance Policy	146,004	111,351
Total	24,853,081	17,408,033



Schedule : 14 : Administrative Expenses :

GST, Tax and Statutory Audit Fees	143,000	-
Conveyance Expenses	769,481	118,166
Electricity Bill Expenses- Office	327,308	195,450
Miscellaneous Expenses	101,385	58,306
Membreship Fees	20,000	-
Office Expenses	1,214,210	793,007
Fuel Expenses	639,638	63,375
Postage and Courier Expenses	292,005	204,105
Professional Fees	7,167,618	2,126,735
Stationery & Printing Expenses	647,491	872,587
Staff Welfare Expenses	136,361	-
Telephone and Internet Expenses	415,845	290,457
Testing Charges	657,916	209,118
LEI Certificate Expenses	4,849	-
Consultancy Charges	248,000	-
DPD Registration Fees	18,000	58,000
Stipend Expenses	126,992	683,750
Tender Fees	153,427	967,700
IT Return Charges	12,750	-
Connectivity Charges	-	123,600
Estimate Charges	-	189,000
Examination and Delivery Expenses	-	2,000
Franking Charges	-	415,423
Handling Charges	-	1,200
Security Service Charges	-	56,399
Stock Audit Expenses	-	11,445
Subsidy Expenses	-	47,348
Third Party Claim	-	7,465
Total	13,096,274	7,494,635

Schedule : 15 : Sales Promotion Expenses :

Advertisement Expense	1,301,809	1,026,371
Food & Beverages Expense	91,367	46,128
Hotel, Boading & Lodging Expenses	87,571	120,283
Exhibition Expenses	397,388	-
Sales Discount	-	10,000
Sale Commision	52,210,186	17,661,624
Referral Discount	237,459	-
Travelling Exps	6,586,608	3,419,174
Total	60,912,389	22,283,580



Schedule : 16 : Rent Rates and Taxes :

Factory Lease Expenses	72,000	-
Furniture Rent Expenses	149,400	144,000
Gram Panchayat Tax Expenses	120,000	100,000
Gst Late Fees	6,052	7,741
Municipal Tax	123,198	126,710
Office Rent Expenses	1,765,158	1,209,032
Godown Rent Expenses	231,000	230,500
Printer Rent	146,326	78,619
Professional Tax Expenses	-	2,400
Detention Charges	188,100	-
Stamp Duty	163,503	-
Other Rent Expenses	-	331,569
Total	2,964,738	2,230,571

Schedule : 17 : Repair and Maintainance Expenses :

Compuer and Software Expenses	232,475	215,178
Office Maintainace Expenses	192,816	146,842
Electrical Expenses	20,750	-
Vehicle Repairing Expense	85,617	316,905
Annual Maintainance Contract Expenses	57,750	38,000
Other Repair and Maintainance Expenses	109,749	98,594
Total	699,157	815,519

Schedule : 18 : Financial Expenses :

Bank Charges	1,004,163	1,294,397
Car Loan Interest Expenses	-	27,027
Interest on Cash Credit Facility	1,594,118	1,620,227
Interest on Late Payment of GST & Custom Duty	10,884	2,349
Interest on Late Payment of TDS	13,699	1,345
Interest on Income Tax	695,574	-
Interest on Unsecured Loan	2,019,952	2,595,964
OPL Charges	16,500	52,500
Term Loan Interest Expense	4,952,668	4,814,203
Processing Charges	209,300	144,307
Total	10,516,859	10,552,320



Schedule : 19 : Other Expenses :

Vehicle Insurance Expenses		
Special Discount	42,704	16,722
Cess on Subsidy	245,634	-
Cash Discount	1,837,593	694,297
Medical Treatment Expenses for Employee	-	370
Fees for Company Incorporation	18,659	-
Stamp duty for Company Incorporation	358,231	-
GEDA Charges	150,120	-
Labour Welfare Expenses	28,256	-
Forwarding Charges	3,293	2,411
Meter Charges	5,000	-
BIS Fees	30,444	10,000
Sundry Balances W/off and not recoverable	109,740	-
Subsidy Penalty	-	568,698
Duty Late Payment Charges	669,619	-
Service Charge	794	-
PF Penlty	8,500	-
Ware House Expenses	18,047	1,263
Kasar Vatav	6,343	4,996
Total	53,311	84,389
	3,586,288	1,383,148



M/S. SOLARIUM GREEN ENERGY LLP (NOW KNOWN AS SOLARIUM GREEN ENERGY PRIVATE LIMITED)

Schedules Forming Parts of the Accounts for the year from 01.04.2021 to 31.03.2022

Schedule : 01 : Partners Fixed Capital Account :	As At 31.03.2022 Amounts in Rs.	As at 31.03.2021 Amount in Rs.
Pankaj Vallabhbhai Gothi	-	9,750,000
Ankit Ashwin Garg	-	3,000,000
Bharat Karshanbhai Gohil	-	3,000,000
Bhavnaben Nileshbhai Tolia	-	5,250,000
Chetan Mansukhlal Amrutiya	-	9,000,000
Solarium Green Energy Pvt. Ltd	30,000,000	-
Total.....	30,000,000	30,000,000

Schedule : 02 : Partners Current Capital Account :	As At 31.03.2022 Amounts in Rs.	As at 31.03.2021 Amount in Rs.
Pankaj Vallabhbhai Gothi	19,565,057	14,322,780
Ankit Ashwin Garg	9,233,207	4,735,129
Bharat Karshanbhai Gohil	6,604,492	3,995,874
Bhavnaben Nileshbhai Tolia	7,328,332	4,330,445
Chetan Mansukhlal Amrutiya	13,162,098	5,603,865
Total.....	55,893,186	32,988,093

Schedule : 03 : Surplus From Profit and Loss Account :	As At 31.03.2022 Amounts in Rs.	As at 31.03.2021 Amount in Rs.
Opening Balance		-
Add Profit during the year	36,237,618	29,108,232
Less : Transferred to Partners Current Capital Account	36,237,618	29,108,232
Total	0	(0)

Schedule : 04 : Secured Loans :	As At 31.03.2022 Amounts in Rs.	As at 31.03.2021 Amount in Rs.
Cash Credit Limit from Canara Bank -0007	2,329,675	16,129,472
Cash Credit Limit from Canara Bank -0023	52,110	5,001,436
Cash Credit Limit from Oxyzo Financial Services Pvt. Ltd	22,632,239	-
Term Loan From Canara Bank -007	24,800,000	30,600,000
Term Loan From Udaan Capital	(3,481)	-
Term Loan From Canara Bank -2993	7,400,000	-
WCDL Loan From Canara Bank-0001	486,113	6,319,445
GECL Loan From Canara bank	8,333,333	10,000,000
Loans From SIDBI	2,159,583	5,492,583
Loans From Siemens Financial Services Pvt. Ltd.	2,324,636	3,427,395
Total	70,514,209	76,970,331

Nature of Securities:

Note: Cash Credit Limit : Secured by Hypothecation of Stock and Book Debts of the firm future and present of the Firm

Note: Term Loan : Secured by way of hypothecation of respective plant and machineries financed by the bank and other movable assets.



Schedule : 05 : Unsecured Loans :	As At 31.03.2022 Amounts in Rs.	As at 31.03.2021 Amount in Rs.
Aditya Goyal	21,302,500	26,049,980
Amit Saxena	53,817	1,102,231
Gokul Equipment	61,554	61,554
Hetal Nikunj Dadhania	3,095,667	2,870,409
Kailasben Maheshkumar Patel	-	2,922,635
Meera Ketankumar Bhut	-	2,534,174
Nikunj Amritlal Dadhania	44,400	1,044,400
Paresh Rajkotia	80,000	80,000
Patel Satish Narsinhbhai	-	1,807,982
Piyusha Amrutlal Patel	690,531	732,743
Sapna Satish Patel	-	1,114,164
Velji Harilal Viramgama	-	2,171,584
Vijyaben Gothi	1,175,000	875,000
Chetanbhai Hirenghai Agola	-	1,300,000
Goyal Motors	110,000	110,000
Goyal Petroleum	-	1,397,108
Hirenkumar Maganlal Agola	-	1,100,000
Mamta Garg	4,055,560	4,956,560
Total	30,669,029	52,230,524

Schedule : 06 : Current Liabilities and Provisions :	As At 31.03.2022 Amounts in Rs.	As at 31.03.2021 Amount in Rs.
Trade Payable For Capital Goods	52,997	880,863
Trade Payable For Goods & Materials	74,683,099	7,844,611
Trade Payable For Expenses	10,521,815	10,223,919
Trade Payable For Import Purchases	9,998,395	-
Advance From Debtors	25,378,332	111,621,463
Duties & Taxes	2,628,309	895,474
Provisions	1,868,335	2,183,289
Other Current Liability	149,103	715,135
Total	125,280,384	134,364,754

Schedule : 07 : Fixed Assets	As At 31.03.2022 Amounts in Rs.	As at 31.03.2021 Amount in Rs.
Opening WDV of Tangible Assets	49,402,928	52,995,622
Less: Depreciation during the year	6,852,142	7,848,256
Net Block of Tangible Assets	42,550,786	45,147,366
Opening WDV of Intangible Assets	1,203,504	1,604,672
Less: Amortisation during the year	300,876	401,168
Net Block of Intangible Assets	902,628	1,203,504



Schedule : 08 : Current Assets, Loans and Advances :	As At 31.03.2022 Amounts in Rs.	As at 31.03.2021 Amount in Rs.
Stock in Hand (Certified by Partners)	82,243,768	56,639,308
Trade Receivable (Considered good)	62,415,825	142,033,603
Loans and Advances & Deposits	11,227,730	28,532,408
Advances to Creditors	19,227,764	-
Cash in hand	2,237,443	3,371,915
Bank Balances	10,818,782	17,890,214
Other Current Assets	80,732,081	31,735,384
Total	268,903,393	280,202,832



M/S. SOLARIUM GREEN ENERGY LLP (NOW KNOWN AS SOLARIUM GREEN ENERGY PRIVATE LIMITED)
Schedules Forming Parts of the Accounts for the Year Ended at 31.03.2022

Schedule: 02 : Partners Current Capital Accounts :

Name of the Partner	Profit Ratio	Opening Balance 01.04.2021	Addition during the year	Balance Share of Profit	Remuneration during the year	Interest Paid during the year	Withdrawal during the year	Closing Balance 31.03.2022
Pankaj Vallabhbai Gothi	32.50%	14,322,780	5,592,990	11,777,226	1,600,000	-	13,727,939	19,565,057
Ankit Ashwin Garg	10.00%	4,735,129	2,525,000	3,623,762	1,600,000	-	3,250,684	9,233,207
Bharat Karshanbhai Gohil	10.00%	3,995,874	993,350	3,623,762	-	-	2,008,494	6,604,492
Bhavna Nilesbhai Tolia	17.50%	4,330,445	-	6,341,583	-	-	3,343,697	7,328,332
Chetan Mansukhlal Amrutiya	30.00%	5,603,865	2,524,000	10,871,285	1,300,000	-	7,137,052	13,162,098
Previous Year		32,988,093	11,635,340	36,237,618	4,500,000	-	29,467,865	55,893,186
		2,047,253	3,769,994	29,108,232	3,900,000	-	6,366,507	31,974,881



M/S. SOLARIUM GREEN ENERGY LLP (NOW KNOWN AS SOLARIUM GREEN ENERGY PRIVATE LIMITED) (GUJARAT)
BALANCE SHEET AS AT 31ST MARCH, 2022

PARTICULARS	Notes	As at 31.03.2022 Amount in Rs.	As at 31.03.2021 Amount in Rs.
LIABILITIES :-			
Partners Fund :-			
Fixed Capital Accounts	1	30,000,000	30,000,000
Current Capital Accounts	2	55,893,186	32,988,093
Reserves and Surplus	3	-	-
		85,893,186	62,988,093
Non-Current Liabilities:-			
Secured Loans	4	70,514,209	76,970,331
Unsecured Loans	5	30,669,029	52,230,524
		101,183,238	129,200,855
Current liabilities:-			
Trade Payable for Capital Goods	6	52,997	880,863
Trade Payable For Goods & Material		74,647,599	3,762,232
Trade Payable For Expenses		10,521,815	10,223,919
Trade Payable For Import Purchases		9,998,395	-
Advance From Debtors		23,550,133	108,175,100
Duties & Taxes		2,358,883	894,519
Provisions		1,868,335	2,183,289
Other Current Liabilities		149,103	715,135
		123,147,260	126,835,057
TOTAL.....		310,223,683	319,024,005
ASSETS :-			
Non Current Assets :-			
Fixed Assets	7		
Tangible Assets (WDV)		42,430,523	45,059,706
Intangible Assets (WDV)		902,628	1,203,504
		43,333,151	46,263,210
Current Assets :-	8		
Stock in Hand (Certified by Partners)		81,308,949	49,633,127
Trade Receivable (Considered good)		60,464,655	136,529,725
Loans and Advances & Deposits		5,938,675	24,909,966
Advances to Creditors		19,227,764	-
Cash in hand		2,032,732	2,844,738
Bank Balances		10,818,782	17,890,214
Other Current Assets		80,709,369	31,735,385
		260,500,926	263,543,155
Branch Division :			
Solarium Green Energy LLP (Rajasthan)		6,389,606	9,217,640
TOTAL.....		310,223,683	319,024,005
Significant Accounting Policies & Notes on Financial Statements	20	(0)	(0)

For, Anil Bohra & Associates
Chartered Accountants

(Anil C Bohra)
Proprietor
M. No. 122723

Firm Registration No. 142719W
UDIN : 22122723APCQAC2081

Place : Ahmedabad
Date : 16.08.2022



For, Solarium Green Energy LLP
(LLPIN: AAF-3421)

Partner
Pankaj V Gothi (DPIN: 07348565)

Partner
Chetan M Amrutia (DPIN: 07348582)

Place : Ahmedabad
Date : 16.08.2022

M/S. SOLARIUM GREEN ENERGY LLP (NOW KNOWN AS SOLARIUM GREEN ENERGY PRIVATE LIMITED) (GUJARAT)
STATEMENT OF PROFIT & LOSS ACCOUNT FOR THE YEAR FROM 01.04.2021 TO 31.03.2022

PARTICULARS	Notes	During the year 2021-2022 Amounts in Rs.	During the year 2020-2021 Amounts in Rs.
INCOME			
Revenue From Operations	9	1,535,896,548	788,401,578
Other Income	10	132,093,785	150,110,968
Total Revenue		1,667,990,334	938,512,546
EXPENDITURE			
Cost of Material Consumed	11	1,419,305,762	753,357,288
Manufacturing Expenses	12	91,008,668	82,489,079
Employee Benefits Expenses	13	23,781,068	17,408,033
Administrative Expenses	14	12,978,021	7,486,595
Sales Promotion Expenses	15	59,306,604	22,149,978
Rent, Rate and Taxes	16	2,511,599	1,892,071
Repair and Maintenance	17	699,157	815,519
Financial Expenses	18	10,516,859	10,552,320
Othre Expenses	19	3,586,203	1,352,660
Depreciation and Amortization	7	7,133,746	8,238,144
Partners Remuneration	-	4,500,000	3,900,000
Total Expenses		1,635,327,688	909,641,686
Profit Before Tax		32,662,645	28,870,860
Tax Expenses			
Provision for Income Tax		-	246,720
Provision for Deferred Tax		-	-
Profit for the year		-	246,720
Significant Accounting Policies & Notes on Financial Statements	20	32,662,645	28,624,140

For, Anil Bohra & Associates
Chartered Accountants

(Anil C Bohra)
Proprietor
M. No. 122723

Firm Registration No. 142719W
UDIN : 22122723APCQAC2081

Place : Ahmedabad
Date : 16.08.2022



For, Solarium Green Energy LLP
(LLPIN: AAF-3421)

Partner
Pankaj V Gothi (DPIN: 07348565)

Partner
Chetan M Amrutia (DPIN: 07348582)

Place : Ahmedabad
Date : 16.08.2022

M/S. SOLARIUM GREEN ENERGY LLP (NOW KNOWN AS SOLARIUM GREEN ENERGY PRIVATE LIMITED) (GUJARAT)

Schedules Forming Parts of the Accounts for the Year from 01.04.2021 to 31.03.2022


Schedule : 9 : Sales :	During the year 2021-22 Amounts in Rs.	During the year 2020-21 Amount in Rs.
Manufacturing Sales (Net)	1,358,525,253	625,379,879
Inter Branch Sales (Net)	20,829,654	39,781,686
Installation and Commissioning Income	96,937,148	87,659,320
Other Service Sales (Net)	59,604,494	35,580,693
Total	1,535,896,548	788,401,578

Schedule : 10 : Other Incomes :	During the year 2021-22 Amounts in Rs.	During the year 2020-21 Amount in Rs.
Guvnl Subsidy Income	124,436,907	140,722,439
JAKEDA Subsidy Income	-	1,008,000
No Longer Payable	1,886,113	-
Interest Subsidy on Term Loans	2,000,026	4,833,052
Discount Income	890,130	437,168
Foreign Exchange Flactuation Gain	2,341,622	787,126
Rate Difference	186,984	1,945,494
Round off	6,926	-
Interest on FDR	345,078	373,592
Interest on IT Refund	-	4,097
Total	132,093,785	150,110,968

Schedule : 11 : Cost of Raw Material Consumed :	During the year 2021-22 Amounts in Rs.	During the year 2020-21 Amount in Rs.
<u>Opening Stock :</u>	49,633,127	54,168,551
Local Purchases	1,290,070,378	615,006,135
Inter Branch Purchases	1,779,851	1,055,828
Import Purchases	139,202,708	104,538,420
Job Work Purchases	2,915,389	1,253,155
Packing Material Purchases	3,091,563	2,740,552
Store and Consumables	13,921,696	24,227,775
<u>Closing Stock : (Certified by Partners)</u>	81,308,949	49,633,127
Total	1,419,305,762	753,357,288



Particulars	During the year 2021-22 Amounts in Rs.	During the year 2020-21 Amount in Rs.
Schedule : 12 : Manufacturing Expenses :		
Anti Dumping & Safe Guard Duty	9,632,118	9,249,305
CFS Charges	299,632	600,588
Custom Duty	2,288,678	2,434,454
DO Charges	669,617	13,350
Documentation of Import	1,500	12,000
Design and Engineering Services	375,000	-
Electricity Bill Expenses-Factory	3,292,374	3,086,368
Endorsement Charges	-	7,000
Factory Expenses	800,883	425,013
Loading and Unloading Charges	177,565	-
Installation and Commissioning Services	58,322,684	40,582,320
Import Charges	107,722	343,118
Freight on Purchases	612,706	-
Ocean Freights	3,941,275	6,597,655
Project Expenses	-	729,400
Site Labour Expenses	984,246	4,295,922
Net Meter Estimated Payment	-	2,405,614
Site Material Expense	2,132,127	387,068
Transportation Expenses	6,728,413	9,645,300
Agency Charges	116,448	157,150
Various Insurance Expenses	504,555	612,920
Annual Maintenance Contract	-	-
Cargo Handling Charges	-	17,498
Empty Container Lift on Lift off Charges	21,127	-
Forklift Charges	-	4,800
Shipping Line Charges	-	449,310
SLDC Charges	-	432,926
Total	91,008,668	82,489,079
Schedule : 13 : Employee Benefits Expenses :		
Basic Pay of Employees	10,476,323	7,399,470
Executive Pay of Employees	10,209,751	8,274,863
Bonus of Employees	686,146	417,827
Production Incentives	1,392,923	572,425
PF Admin Expenses	94,917	55,230
Employer Provident Fund Contribution	775,005	576,867
Workman Insurance Policy	146,004	111,351
Total	23,781,068	17,408,033



Schedule : 14 : Administrative Expenses :

GST, Tax and Statutory Audit Fees	143,000	-
Conveyance Expenses	769,481	118,166
Electricity Bill Expenses- Office	327,308	195,450
Miscellaneous Expenses	101,385	58,306
Membreship Fees	20,000	-
Office Expenses	1,136,460	793,007
Fuel Expenses	639,638	63,375
Postage and Courier Expenses	292,005	204,105
Professional Fees	7,140,118	2,126,735
Stationery & Printing Expenses	645,033	864,547
Staff Welfare Expenses	136,361	-
Telephone and Internet Expenses	405,299	290,457
Testing Charges	657,916	209,118
LEI Certificate Expenses	4,849	-
Consultancy Charges	248,000	-
DPD Registration Fees	18,000	58,000
Stipend Expenses	126,992	683,750
Tender Fees	153,427	967,700
IT Return Charges	12,750	-
Connectivity Charges	-	123,600
Estimate Charges	-	189,000
Examination and Delivery Expenses	-	2,000
Franking Charges	-	415,423
Handling Charges	-	1,200
Security Service Charges	-	56,399
Stock Audit Expenses	-	11,445
Subsidy Expenses	-	47,348
Third Party Claim	-	7,465
Total	12,978,021	7,486,595

Schedule : 15 : Sales Promotion Expenses :

Advertisement Expense	1,301,809	1,018,472
Food & Beverages Expense	91,367	46,128
Hotel, Boading & Lodging Expenses	87,571	120,283
Exhibition Expenses	397,388	-
Sales Discount	-	10,000
Sales Commision	52,147,629	17,543,866
Referral Discount	237,459	-
Travelling Exps	5,043,380	3,411,229
Total	59,306,604	22,149,978



Schedule : 16 : Rent Rates and Taxes :

Factory Lease Expenses	72,000	-
Furniture Rent Expenses	149,400	144,000
Gram Panchayat Tax Expenses	120,000	100,000
Gst Late Fees	5,314	7,741
Municipal Tax	123,198	126,710
Office Rent Expenses	1,543,758	1,101,032
Printer Rent	146,326	78,619
Professional Tax Expenses	-	2,400
Detention Charges	188,100	-
Stamp Duty	163,503	-
Other Rent Expenses	-	-
Total	-	331,569
	2,511,599	1,892,071

Schedule : 17 : Repair and Maintanace Expenses :

Compuer and Software Expenses	232,475	215,178
Office Maintanace Expenses	192,816	146,842
Electrical Expenses	20,750	-
Vehicle Repairing Expense	85,617	316,905
Annual Maintanace Contract Expenses	57,750	38,000
Other Repair and Maintanace Expenses	109,749	98,594
Total	699,157	815,519

Schedule : 18 : Financial Expenses :

Bank Charges	1,004,163	1,294,397
Car Loan Interest Expenses	-	27,027
Interest on Cash Credit Facility	1,594,118	1,620,227
Interest on Late Payment of GST & Custom Duty	10,884	2,349
Interest on Late Payment of TDS	13,699	1,345
Interest on Income Tax	695,574	-
Interest on Unsecured Loan	2,019,952	2,595,964
OPL Charges	16,500	52,500
Term Loan Interest Expense	4,952,668	4,814,203
Processing Charges	209,300	144,307
Total	10,516,859	10,552,320



Schedule : 19 : Other Expenses :		
Vehicle Insurance Expenses	42,704	16,722
Special Discount	245,634	-
Cess on Subsidy	1,837,593	694,297
Medical Treatment Expenses for Employee	18,659	-
Fees for Company Incorporation	358,231	-
Stamp duty for Company Incorporation	150,120	-
GEDA Charges	28,256	-
Labour Welfare Expenses	3,293	2,411
Forwarding Charges	5,000	-
Meter Charges	30,444	10,000
BIS Fees	109,740	-
Sundry Balances W/off and not recoverable	-	541,380
Subsidy Penalty	669,619	-
Duty Late Payment Charges	794	-
Service Charge	8,500	-
PF Penlty	18,047	1,263
Ware House Expenses	6,343	4,996
Kasar VataV	53,226	81,588
Total	3,586,203	1,352,660



M/S. SOLARIUM GREEN ENERGY LLP (NOW KNOWN AS SOLARIUM GREEN ENERGY PRIVATE LIMITED) (GUJARAT)

Schedules Forming Parts of the Accounts for the Year from 01.04.2021 to 31.03.2022

Schedule : 01 : Fixed Capital Account :	As At 31.03.2022 Amounts in Rs.	As at 31.03.2021 Amount in Rs.
Pankaj Vallabhbhai Gothi	-	9,750,000
Ankit Ashwin Garg	-	3,000,000
Bharat Karshanbhai Gohil	-	3,000,000
Bhavnaben Nileshbhai Tolia	-	5,250,000
Chetan Mansukhlal Amrutiya	-	9,000,000
Solarium Green Energy Pvt. Ltd	30,000,000	-
Total.....	30,000,000	30,000,000

Schedule : 02 : Partners Current Capital Account :	As At 31.03.2022 Amounts in Rs.	As at 31.03.2021 Amount in Rs.
Pankaj Vallabhbhai Gothi	19,565,057	14,322,780
Ankit Ashwin Garg	9,233,207	4,735,129
Bharat Karshanbhai Gohil	6,604,492	3,995,874
Bhavnaben Nileshbhai Tolia	7,328,332	4,330,445
Chetan Mansukhlal Amrutiya	13,162,098	5,603,865
Total.....	55,893,186	32,988,093

Schedule : 03 : Surplus From Profit and Loss Account :	As At 31.03.2022 Amounts in Rs.	As at 31.03.2021 Amount in Rs.
Opening Balance		0
Add Profit of Gujarat Branch	32,662,645	28,624,140
Add : Profit of Rajasthan Branch	3,574,973	484,091
Less : Transferred to Partners Current Capital Account	36,237,618	29,108,232
Total	-	-

Schedule : 04 : Secured Loans :	As At 31.03.2022 Amounts in Rs.	As at 31.03.2021 Amount in Rs.
Cash Credit Limit from Canara Bank -0007	2,329,675	16,129,472
Cash Credit Limit from Canara Bank -0023	52,110	5,001,436
Cash Credit Limit from Oxyzo Financial Services Pvt. Ltd	22,632,239	-
Term Loan From Canara Bank -007	24,800,000	30,600,000
Term Loan From Udaan Capital	(3,481)	-
Term Loan From Canara Bank -2993	7,400,000	-
WCDL Loan From Canara Bank-0001	486,113	6,319,445
GECL Loan From Canara bank	8,333,333	10,000,000
Loans From SIDBI	2,159,583	5,492,583
Loans From Siemens Financial Services Pvt. Ltd.	2,324,636	3,427,395
Total	70,514,209	76,970,331

Nature of Securities:

Note: Cash Credit Limit : Secured by Hypothecation of Stock and Book Debts of the firm future and present of the Firm

Note: Term Loan : Secured by way of hypothecation of respective plant and machineries financed by the bank and other movable assets.



Schedule : 05 : Unsecured Loans :	As At 31.03.2022 Amounts in Rs.	As at 31.03.2021 Amount in Rs.
Aditya Goyal	21,302,500	26,049,980
Amit Saxena	53,817	1,102,231
Gokul Equipment	61,554	61,554
Hetal Nikunj Dadhania	3,095,667	2,870,409
Kailasben Maheshkumar Patel	-	2,922,635
Meera Ketankumar Bhut	-	2,534,174
Nikunj Amritlal Dadhania	44,400	1,044,400
Paresh Rajkotia	80,000	80,000
Patel Satish Narsinhbhai	-	1,807,982
Piyusha Amrutlal Patel	690,531	732,743
Sapna Satish Patel	-	1,114,164
Velji Harilal Viramgama	-	2,171,584
Vijyaben Gothi	1,175,000	875,000
Chetanbhai Hirenghai Agola	-	1,300,000
Goyal Motors	110,000	110,000
Goyal Petroleum	-	1,397,108
Hirenkumar Maganlal Agola	-	1,100,000
Mamta Garg	4,055,560	4,956,560
Total	30,669,029	52,230,524

Schedule : 06 : Current Liabilities and Provisions :	As At 31.03.2022 Amounts in Rs.	As at 31.03.2021 Amount in Rs.
Trade Payable For Capital Goods	52,997	880,863
Trade Payable For Goods & Material	74,647,599	3,762,232
Trade Payable For Expenses	10,521,815	10,223,919
Trade Payable For Import Purchases	9,998,395	-
Advance From Debtors	23,550,133	108,175,100
Duties & Taxes	2,358,883	894,519
Provisions	1,868,335	2,183,289
Other Current Liability	149,103	715,135
Total	123,147,260	126,835,057

Schedule : 07 : Fixed Assets	As At 31.03.2022 Amounts in Rs.	As at 31.03.2021 Amount in Rs.
Opening WDV of Tangible Assets	49,263,394	52,896,682
Less: Depreciation during the year	6,832,870	7,836,976
Net Block of Tangible Assets	42,430,523	45,059,706
Opnening WDV of Intangible Assets	1,203,504	1,604,672
Less: Amortisation during the year	300,876	401,168
Net Block of Intangible Assets	902,628	1,203,504



Schedule : 08 : Current Assets, Loans and Advances :	As At 31.03.2022 Amounts in Rs.	As at 31.03.2021 Amount in Rs.
Stock in Hand (Certified by Partners)	81,308,949	49,633,127
Trade Receivable (Considered good)	60,464,655	136,529,725
Loans and Advances & Deposits	5,938,675	24,909,966
Cash in hand	2,032,732	2,844,738
Bank Balances	10,818,782	17,890,214
Other Current Assets	80,709,369	31,735,385
Total	241,273,162	263,543,155

M/S. SOLARIUM GREEN ENERGY LLP (NOW KNOWN AS SOLARIUM GREEN ENERGY PRIVATE LIMITED) (GUJARAT)

Grouping forming part of the schedules of the accounts for the year ended 31.03.2022

Particulars	Amount in Rs.	Amount in Rs.
Advances from Debtors :		
Aditya Developers	98,654	
Arkay Iconic Private Limited	2,007,800	
Cosmic Power Tech	34,957	
Daffodil Pharma Chem Private Limited	530,261	
Friends Polytech Private Limited	3,554,660	
Gensol Engineering Limited	67,814	
Gwe Infra Projects Private Limited	678,081	
Madhuram Fabricators	78,863	
Makson Pharmaceuticals (India) Private Limited	6,180,379	
Natura Ecoenergy Private Limited	125,000	
Nehaniki Power Co	122,400	
Oath Green Solar Private Limited	500,000	
Reneurja Energy	164,200	
Rossari Biotech Ltd	1,750,000	
Shiv Infrastructure	418,000	
Shree Nutan Electrodes Industries	9,646	
Shri Krishna Pranami Mandir	15,341	
Sunnova Solar	2,691,892	
Suryakamal Infra Private Limited	15,000	
Suryance Solar	445,000	
Teravon Solar Energies	500,000	
Ultra Shine Solar Industries	3,562,186	
Total		23,550,133
Advances to Creditors :		
Asha Elesys Pvt Ltd	4,203,936	
Borosil Renewables Limited	342,271	
N K Techno Craft India Private Limited	110,820	
Rajsons Marketing Pvt Ltd	6,610	
Ss Technocrats India	58,302	
Trydan Solutions Pvt Ltd	7,425,277	
Continue.....		



Unilink Engineering Corporation	2,833	
Abbas Chawda	9,878	
Mukhtar Kadivar	4,341	
Wattkraft Industries Pvt. Ltd	4,212,459	
HOF Furniture Systems Pvt. Ltd	216,320	
Swastic Engineers	822,900	
Anjali Sushil Bohra	200,000	
Ashaben Gangaram Banodiya	150,000	
Biren Patel	22,384	
Exotel Techcom Private Limited	1,861	
Favourite Design	80,000	
Greenlytic Energy Private Limited	450	
Hareshbhai Ranchhodbhai Jograna	650,000	
Kochhar Engineering Solutions	544,711	
Media	29,263	
Sensoi Interiors Pvt Ltd	100,000	
Shah Clearing And Forwarding Private Limited	33,148	
Total		19,227,764
Loans & Advances & Deposits :		
Business Advances	966,452	
Ankit Garg	1,553,655	
Chavda Meet	9,000	
Jainik Dipakbhai Makvana	2,001	
Kaukumar Prajapati	5,882	
Jigarkumar Pandya	6,474	
Continue...		

Jinkalben Patel	120,117	
Manojkumar Banodiya	62,250	
Nitin Jain	31,891	
Rahul Parmar	8,000	
Ravi C Patel	1,130	
Sanjay Satani	46,597	
Shobhanaben Dineshbhai Kalariya	339,905	
Solarium Green Energy Pvt. Ltd	215,000	
Tarvindersingh Rakkad	14,871	
Vishnu Prajapati	20,000	
Godown Rent Deposit	18,500	
Office Rent Deposit-B-904	3,150	
Office Rent Deposit-B-905	8,000	
Office Rent Deposit-B-106	30,800	
United Buildcon (for Office Purchases)	2,475,000	
Total		5,938,675




Cash on Hand :		
Cash on Hand:		2,032,732
Total		2,032,732
Bank Balances :		
Canara Bank -A/c No 3277201000149	5,684	
Canara Bank -A/c No 3216201000122	2,153,668	
Indusind Bank	200,000	
Fixed Deposit With Canara Bank	4,160,101	
Fixed Deposit With SIDBI	3,262,490	
Fixed Deposit With Oxyzo Financial Services Pvt. Ltd	1,036,839	
Total		10,818,782
Other Current Assets :		
Balance With Revanue Authority :		
GST Receivable	3,811,869	
Unclaimed GST	2,655,256	
Subsidy Receivable	38,381,766	
GST Refund	44,560	
GST on Subsidy	194,088	
Deposit With UGVCL	1,228,665	
Deposit With GEDA	411,800	
Performance Bank Guarantee	23,177,137	
Advance Tax AY 2022-23	3,500,000	
TDS On Subsidy	3,685,858	
TDS Receivable A.Y.2022-23	2,840,870	
TCS On Purchases of Goods	777,500	
Total		80,709,369
Duties & Taxes :		
TDS Payable	1,777,877	
TCS Payable	308,518	
RCM Payable	272,488	
Total		2,358,883
Provisions :		
Salary Payable	1,675,114	
Employees Provident Fund Contribution @12%	69,587	
EDLI Contributions @ 0.5%	3,855	
PT Payable	50,110	
PF Payable	65,805	
PF Admin Charges @0.65%	3,863	
Total		1,868,335
Other Current Liability :		
Mitul Kumar Suthar	2,861	
Kalpeshbhai Patel	5,451	
Rameshwar Mishra	4,041	
Sunowe Solar	136,750	
Total		149,103



M/S. SOLARIUM GREEN ENERGY LLP (NOW KNOWN AS SOLARIUM GREEN ENERGY PRIVATE LIMITED) (GUJARAT)
Schedules Forming Parts of the Accounts for the Year Ended at 31.03.2022

Schedule: 02 : Partner Current Capital Accounts :

Name of the Partner	Profit Ratio	Opening Balance 01.04.2021	Addition during the year	Balance Share of Profit	Remuneration during the year	Interest Paid during the year	Withdrawal during the year	Closing Balance 31.03.2022
Pankaj Vallabbhai Gothi	32.50%	14,322,780	5,592,990	11,777,226	1,600,000	-	13,727,939	19,565,057
Ankit Ashwin Garg	10.00%	4,735,129	2,525,000	3,623,762	1,600,000	-	3,250,684	9,233,207
Bharat Karshanbhai Gohil	10.00%	3,995,874	993,350	3,623,762	-	-	2,008,494	6,604,492
Bhavna Nilesbhai Tolia	17.50%	4,330,445	-	6,341,583	-	-	3,343,697	7,328,332
Chetan Mansukhlal Amrutiya	30.00%	5,603,865	2,524,000	10,871,285	1,300,000	-	7,137,052	13,162,098
Previous Year		32,988,093	11,635,340	36,237,618	4,500,000	-	29,467,865	55,893,186
		2,047,253	3,769,994	29,108,232	3,900,000	-	6,366,507	31,974,881



M/S. SOLARIUM GREEN ENERGY LLP (NOW KNOWN AS SOLARIUM GREEN ENERGY PRIVATE LIMITED) (GUJARAT)
Schedules Forming Parts of the Accounts for the Year Ended at 31.03.2022

Schedule: 07 : Tangible Fixed Assets :

Sr No	Particular	Rate %	Opening WDV 01.04.2021	Addition Upto Sept 2021	Addition After Sept 2021	Deletion During the Year	Govt. Subsidy Received	Total	Depreciation during the Year	Additional Depreciation	Closing WDV 31.03.2022
1	Factory Building	10%	11,346,535	1,863,223	61,145	-	-	13,270,903	1,324,033	-	11,946,870
2 (i)	Plant and Machineries	15%	28,669,301	179,967	-	-	-	28,849,268	4,327,390	35,993	24,485,885
	Air Compressor		276,626								
	Air Receiver		36,766								
	Conveyor Line		9,090,023								
	Electric Generating Sets and Rotary Converters		405,481								
	Fork Lift Trucks		363,129								
	Frp Colling Tower		5,354								
	Laminator		4,070,106								
	Machinery		910,729								
	Punching Machine		280,239								
	Solar Cell Scribing System		745,700								
	Soldering Machine		18,784								
	Tabber Stringer		10,356,270								
	Tables & Rack		1,705,521								
	Water Softner		59,605								
	Cell Tester		185,136								
	Sun Simulator		159,832								
	PV Busbar Cutting Machine			179,967							
2 (ii)	Other Assets	15%	1,430,765	-	274,697	-	-	1,705,462	235,217	-	1,470,245
	Air Conditioner		651,761								
	Panel and UPS		530,583								
	RFID Reader		48,119								
	Solar Water Heater		6,482								
	Vacuum Machine		12,355		234,800						
	Mobile		19,590		39,897						
	Stabilizer		161,875								
3	Furniture and Fittings	10%	346,308	65,170	918,784	-	-	1,330,262	87,087	-	1,243,175
	Furniture A/c.		346,308	65,170	918,784						
4	Electrical and Equipments	10%	653,556	-	266,464	-	-	920,021	78,679	-	841,342
	Refrigerator		6,762								
	Electrical Fittings		609,687		266,464						
	Television		37,108								



5	Computers & Printers	40%	870,076	110,592	423,643	-	-	1,404,312	476,996	-	927,316
	Computers & Printers		870,076	110,592	169,406						
	ERP Software		-	-	254,237						
6	Vehtical	15%	1,743,166	40,000	-	-	-	1,783,166	267,475	-	1,515,691
	Maruti Swift Dzire Car		381,402								
	Skoda Rapid Car		774,389								
	S Cross		587,375								
	Hand Pallet Truck		-	40,000	-						
	Total		45,059,707	2,258,952	1,944,734	-	-	49,263,394	6,796,877	35,993	42,430,523
Previous Year 31.03.2021			32,097,220	4,968,246	16,334,268	503,052	-	52,896,682	6,371,768	1,465,208	45,059,706

Schedule: 08 : Intangible Fixed Assets :

1	Intangible Assets	25%	1,203,504	-	-	-	-	1,203,504	300,876	-	902,628
	IEC Certificate		1,179,773								
	Trademark		23,730								
	Total		1,203,504	-	-	-	-	1,203,504	300,876	-	902,628
Previous Year 31.03.2021			1,604,672	-	-	-	-	1,604,672	401,168	-	1,203,504



M/S. SOLARIUM GREEN ENERGY LLP (NOW KNOWN AS SOLARIUM GREEN ENERGY PRIVATE LIMITED) (GUJARAT)

Grouping forming part of the schedules of the accounts for the year ended 31.03.2022

Trade Receivbles :

Name of the Debtors :	Amount in Rs.
Sundry Debtors for Aris Solar Group	3,429,877
Ritika System Private Limited	265,671
Somnath Craft Mill LLP	3,073,820
Kashmir Valley School	4,532,823
Valley Green	5,544,851
Sundry Debtors For PGVCL (Residential) Group	3,276,945
Asian Granito India Limited	461,724
Deon Energy	22,828
Futurefuel Enterprise	69,339
Future Stones	334
Gajanand Petroleum	389,382
Galaxy Solar Energy Pvt Ltd	12,334,893
Gamara Construction Co	4,603
Gre Electronics Pvt Ltd	39,732
Greenwheels Energy Private Limited	8,157
Harisun Energy Llp	1,554,506
Kami Aai Mataji Mandir Trust	23,614
Kamleshbhai Ravjibhai Patel	68,220
Mechatronik Technologies Pvt Ltd	1,882,585
M/S Aakruti Owner'S Association	15,340
M/S Mosin Telecom Engineering Services	3,370,672
Nissan Syntex Pvt Ltd	1,292,172
Pavitra Celestia	30,000
Powershine Energy	728,524
Power Up Solar Pvt Ltd	1,735,283
Prostarm Info Sytems Ltd	445,248
Qorx Energ	119,196
Segaliya Bhikhubhai Aalabhai	28,216
Shree Ganesh Corporation	130,243
Shreeji Infra	301,152
Shriji Energy	141,112
Silent Ray Solar Private Limited	1,735,283
Solis Energy System	45,269
Spin Kraft Ventures Private Limited	13,714
Star Nova Solar Private Limited	1,735,283
Sun Burst Grid Solar Pvt Ltd	4,733,033
Sun Eye Solar Private Limited	1,735,283



Sun Spark Solar Pvt Ltd	1,735,283
Synergy Technosol	19,425
Topsun Energy Limited	886,519
Utsav Fragrances	1,082,206
Vishal Bearing Limited	1,348,246
Willsun Greentech	74,049
Total	60,464,655



M/S. SOLARIUM GREEN ENERGY LLP (NOW KNOWN AS SOLARIUM GREEN ENERGY PRIVATE LIMITED) (GUJARAT)

Grouping forming part of the schedules of the accounts for the year ended 31.03.2022

Trade Payable :

Particulars	Amount in Rs.
Trade Payable For Capital Goods :	
Shree Sukhsagar Hardware & Sanitary	33,881
Sunray Systems	19,116
Total.....	52,997
Trade Payable For Import Purchases :	
Shenzhen Sofarsolar Co Ltd	9,993,551
Webisol Energy System Limited-SEZ	4,844
Total	9,998,395
Trade Payable For Goods & Material	
Abhay Sales Agency	12,950
Accutech Packaging Pvt Ltd	45,784
Akshar Machine Tools	109,120
Ar Associates	189,120
A R Electropower Private Limited	611,828
Ascent Engineers	18,290
Crown Industries	307,897
Dhash Pv Technologies Pvt Ltd	3,197,359
Edge Automation Pvt Ltd	12,318
Enercast (Opc) Private Limited	3,733,004
Expresolv Private Limited	24,544
Global Marketing	45,578
Gopi Technologies	6,000
Hima Sales Corporation	317,665
Inka Associates	74,537
Kd Industries	312,308
Krannich Solar Private Limited	33,385,886
Maateshwari Marketing Services	6,230
Memtron Product	57,018
Metal Connect Enterprises	41,595
Continue....	



Metal Tech Industries	5,997
Metal Touch	6,502,962
Micropack Corporation	336,749
Micropack Ventures Pvt Ltd	115,149
Mira Enterprise	2,639,392
Nec Reinfra Private Limited	1,898,229
N K Technofab	112,822
Nutronix Corporation	33,095
Pragati Infra Projects	894,839
Priti Cable Industries	2,933,252
Pv Renewables	1,919,265
Q Concept Inc	102,004
Renewsys India Pvt Ltd	4,692,223
Sainath Enterprise	23,836
Shree Bharat Vijay Saw Mill	157,640
Shri Arihant Metal Corporation	43,365
Steel Dealers	1,270,222
Tesa Tapes (India) Pvt Ltd	71,571
Tool Center	376
Unity Packaging	124,079
Vigi Packers	309,624
Xpert Engineering	660,800
Aaryan Power Solution	209,666
Acclimate Systems	169,414
Ajaz Shaikh	7,920
Akshay Dineshbhai Patil	119,107
Alay Bhatt	49,690
Alpesh Gosai	19,202
Alpeshpuri Ramanpuri Gosai	8,663
Asha Gohil	23,954
Ashvin Rakholia	12,540
Ashwin Posiya	12,366
Axaykumar Popatlal Vora - Huf	423,186
Continue.....	



Bharat Bavarva	11,369
Bhavik Nareshbhai Prajapati	91,869
Bindi Tribhuvanbhai Sinojiya	35,475
Chirag B Padmani	13,174
D B Solution	92,797
Dev Solar Energy	2,287
Dinesh Kalavadiya	121,942
Gajera Dharmeshbhai Maganbhai	1,650
Gayatri Kunal Dhadnekar	21,528
Gyanendra Yadav	55,040
Hasmukhbhai Govindbhai Patel	32,044
Hermes Technologies Pvt Ltd	6,490
Hetalkumari Kantilal Kalal	495,000
Himanshu Nareshkumar Sharma	10,656
Jaydeep K Gajera	7,280
J K Engineering & Fabricator Works	9,924
Kalavatiben Bharatbhai Patel	67,790
Kamleshbhai Pokad	211,581
Kapil Naranbhai Delvadiya	65,726
Kartikkumar Chhanala Sathvara	15,519
K G Solar Energy	1,782
Kinjal Dharmeshkumar Padsala	134,880
Kinnariben Chetanbhai	990,000
Kishan Vinod Karkar	101,457
Kotadia Radhika Hardik	140,222
Kunal Sunilbhai Dhadnekar	137,143
Maa Ashapura Enterprise	29,040
Mahendra V Patel	198,116
Manishbhai A Agath	23,106
Mayur D Gheewala	73,418
Miteshkumar Navinbhai Patel	118,520
Naavya Energy	219,855
Nilkanth N Patel	9,200
Niraj Dave	64,069
Niravkumar R. Thakor	270,614
Nirmal Amitkumar Mahendrabhai	264,158
Nishaben Sudhirbhai Chauhan	1,633
Padsala Trupti Rupesh	236,489
Palak Niraj Joshi	5,445
Paresh Chotaliya	14,520
Paril Chirag Patel	43,067
Continue.....	



Parth Ratilal Patel	14,287
Patel Sandipkumar Chandrakantbhai	4,904
Paxton Solar Solution	29,338
Pooja Axaykumar Vora	425,595
Prakash Kanjariya	14,221
Pranshi Solar Systems	11,880
Pravinbhai Laljibhai Khunt	2,800
Prusha Patel	54,940
Rajendrasinh Bhikhubhai Thakor	6,235
Rajiv Prakashbhai Papat	98,080
Sahkar Agro Irrigation System	6,737
Satishkumar Ashokbhai Patel	13,860
Shasheekant Agnihotri	346,779
Shree Bhumiraksha Irrigation	111,011
Shri Bhumiraksha Solar Solution	52,794
Shukla Janakbalaben Mahendraprasad	21,399
Solar Sensor System	7
Tahir Mithabhai	140,903
Thakor Prabhatji Rupsangji	21,399
Trama Power	132,639
Tvarit Energy Llp	99,253
Vidhyut Solar	52,706
Vijay Mohanlal Patel	1,650
Vrajesh Manharbhai Parikh	3,521
Yogeshkumar Jayantilal Bhagat	28,264
Zalak Vijaykumar Shah	94,298
Total.....	74,647,599
Trade Payble For Expense :	
A B Design Studio	73,260
Agrawal Equipment	10,620
Anil Bohra & Associates	49,591
Ashvin Vadodariya	27,623
Aval Industries	27,730
Bharat Ram	57,163
Bright Enterprise	4,673
Caterpillar Cargo Solutions India Pvt Ltd	2,577,708
Chamunda Printing & Stationery	85,535
Citizen Solar Pvt Ltd	4,230
Continue....	



Devani Rinaben Chimanbhai	87,024
Dhara Nikhil Bhojak	29,040
Dharmesh A Barot	4,620
Dharmesh B Gadhavi	54,948
Divyang Vishnubhai Patel	8,534
Ganesh Glass & Plywood Center	92,402
Gitaben Gajera	45,389
Hardikkumar Dahyabhai Patel	11,880
Hardik Sanjaybhai Kachhia	130,441
Hemal Satishbhai Kareliya	23,236
Himanshubhai Raval	2,624
H K Energy	62,014
Ideal Shipping Services	594,958
I G Roadways	145,790
Ikbal Badi	44,048
Iko Infosystem Private Limited	1,094,571
Infiflex Technologies Private Limited	731
Jaydeep B Patel	9,483
Jay Khodiya Fabrication	9,125
Jay Thakkar	28,586
Jk Systems	8,260
Kachhia Rutvikkumar	17,560
Kaushal Dave	95,599
Kotadiya Ghanshyam Ashvinbhai	36,005
Mahendrasinh B Solanki	15,518
Manubhai Thakor	25,540
Mayurkumar Kalubhai Patel	4,477
Meet Chapani	248,743
Multi Tech Infosys	36,902
Munjpara Brijesh Ashvinbhai	25,575
Naman Gangwal	30,806
Nasirabanu Mohsin Kadar	20,411
Navkar Business Solutions	23,200
Nikita Vishal Satani	27,916
One Stop Solutions	47,700
Pankaj Mali	20,612
Parmar Rajendrakumar	25,156
Parmar Ravesinh Karsanbhai	5,226
Continue....	



Parth Graphics	5,895
Parthiv Gautambhai Patel	150,066
Patawari & Associates	8,350
Patel Darshan Kamleshbhai	65,212
Patel Poojaben Alkeshkumar	1,227
Pradip Pravinchandra-Land Lord	4,575
Prashant A Joshi	337,485
Purple Gravity Studio	19,206
Pushpak Logistic	869,600
Rajesh Nathabhai Katariya	7,506
Ranjankumar Banamali Patra	358,624
Raval Pravinaben Himanshubhai	2,624
Ravikant K Agnihotri	29,364
Rikesh Panchal	9,900
Sagarkumar Ashokkumar Sathvara	59,081
Sahjanand Roadlines	319,671
Satani Jignasha Sanjay	80,570
Satani Sanjay Keshavbhai	5,775
Shailesh M Gajjar	4,010
Shakti Business	177,334
Shivang Mahendraprasad Shukla	14,555
Shyamal Vyas	54,672
Shyam Enterprise	360
Shyam Enterprise-M	71,443
S M Patel	20,592
Soham Marketing	110,693
Subham Ajaykumar Saluja	102,749
Sunilbhai Vashrambhai Desai	8,330
Sushil J Panchal	1,650
Technobrain Engineering Llp	7,482
Tejal P Gothi	1,297,580
Ul India Private Limited	34,400
Vijay P Patel	151,248
Viradiya Hardik Bipinbhai	652
Vishalkumar Rajput	10,409
Vishnu Patel	4,078
Vodafone Mobile Services Ltd	2,065
Total	10,521,815
Grand Total	95,220,806



M/S. SOLARIUM GREEN ENERGY LLP (NOW KNOWN AS SOLARIUM GREEN ENERGY PRIVATE LIMITED (RAJASTHAN)
BALANCE SHEET AS AT 31ST MARCH, 2022

PARTICULARS	Notes	As at 31.03.2022 Amount in Rs.	As at 31.03.2021 Amount in Rs.
LIABILITIES :-			
Partners Fund :-			
Fixed Capital Accounts		-	-
Current Capital Accounts		-	-
Reserves and Surplus	1	0	0
		0	0
Non-Current Liabilities:-			
Secured Loans		-	-
Unsecured Loans		-	-
		-	-
Current liabilities:-	4		
Trade Payable For Goods		35,500	4,082,379
Advance From Debtors		1,828,198	3,446,363
Duties & Taxes		269,426	955
		2,133,124	7,529,697
Branch Division :			
Solarium Green Energy LLP (Gujarat)		6,389,606	9,217,640
TOTAL.....		8,522,730	16,747,338
ASSETS :-			
Non Current Assets :-			
<u>Fixed Assets</u>	2		
Tangible Assets		120,263	87,659
Intangible Assets			
		120,263	87,659
Current Assets :-	3		
Stock in Hand (Certified by Partners)		934,818	7,006,181
Trade Receivable (Considered good)		1,951,171	5,503,879
Loans and Advances & Deposits		5,289,055	3,622,442
Cash in hand		204,711	527,177
Other Current Assets		22,712	-
		8,402,467	16,659,678
Branch Division :			
Solarium Green Energy LLP (Gujarat)		-	-
TOTAL.....		8,522,730	16,747,337
Significant Accounting Policies & Notes on Financial Statements	20	0	0

For, Anil Bohra & Associates

Chartered Accountants

(Anil C Bohra)
Proprietor
M. No. 122723

Firm Registration No. 142719W
UDIN : 22122723APCQAC2081

Place : Ahmedabad
Date : 16.08.2022



For, Solarium Green Energy LLP
(LLPIN: AAF-3421)

Partner

Pankaj V Gothi (DPIN: 07348565)

Partner

Chetan M Amrutia (DPIN: 07348582)

Place : Rajasthan
Date : 16.08.2022

M/S. SOLARIUM GREEN ENERGY LLP (NOW KNOWN AS SOLARIUM GREEN ENERGY PRIVATE LIMITED (RAJASTHAN))
STATEMENT OF PROFIT & LOSS ACCOUNT FOR THE YEAR FROM 01.04.2021 TO 31.03.2022

PARTICULARS	Notes	During the year 2021-2022 Amounts in Rs.	During the year 2020-2021 Amounts in Rs.
INCOME			
Revenue From Operations	5	35,966,511	35,327,848
Other Income		4	2,848,163
Total Revenue		35,966,515	38,176,011
EXPENDITURE			
Cost of Material Consumed	6	28,338,848	37,028,201
Manufacturing Expenses	7	385,147	249,198
Employee Benefits Expense		-	-
Administrative Expenses		-	-
Sales Promotion Expenses		-	-
Rent, Rate and Taxes		-	-
Repair and Maintenance		-	-
Financial Expenses		-	-
Othre Expenses	2	3,648,276	403,240
Depreciation and Amortization		19,271	11,281
Total Expenses		32,391,542	37,691,920
Profit Before Tax		3,574,973	484,091
Tax Expenses			
Provision for Income Tax		-	-
Provision for Deferred Tax		-	-
		-	-
Profit for the year		3,574,973	484,091
Significant Accounting Policies & Notes on Financial State	20		

For, Anil Bohra & Associates

Chartered Accountants

(Anil C Bohra)

Proprietor

M. No. 122723

Firm Registration No. 142719W

UDIN : 22122723APCQAC2081

Place : Ahmedabad

Date : 16.08.2022



For, Solarium Green Energy LLP
(LLPIN: AAF-3421)

Partner

Pankaj V Gothi

(DPIN: 07348565)

Partner

Chetan M Amrutia

(DPIN: 07348582)

Place : Rajasthan

Date : 16.08.2022

M/S. SOLARIUM GREEN ENERGY LLP (NOW KNOWN AS SOLARIUM GREEN ENERGY PRIVATE LIMITED (RAJASTHAN))

Schedules Forming Parts of Accounts for the Year ended 31.03.2022

Schedule : 01 : Surplus From Profit and Loss Account :	As At	As At
	31.03.2022	31.03.2021
	Amounts in Rs.	Amounts in Rs.
Opening Balance	0	529,121
Add Profit during the year	3,574,973	484,091
Less : Transferred to Head Office	3,574,973	1,013,212
Total	0	0

Schedule: 03 : Current Assets :	As At	As At
	31.03.2022	31.03.2021
	Amounts in Rs.	Amounts in Rs.
Inventories : (As certified by Designated Partners)	934,818	7,006,181
Sundry Debtors	1,951,171	5,503,879
Loan & Advances & Deposits	5,289,055	3,622,442
Cash Balances	204,711	527,177
Other Current Assets	22,712	-
Total.....	8,402,467	16,659,678

Schedule : 04 : Current Liabilities	As At	As At
	31.03.2022	31.03.2021
	Amounts in Rs.	Amounts in Rs.
Sundry Creditors	35,500	4,082,379
Advances from Debtors	1,828,198	3,446,363
Duties & Taxes	269,426	955
Total.....	2,133,124	7,529,697

Schedule: 05 : Net Sales :	As At	As At
	31.03.2022	31.03.2021
	Amounts in Rs.	Amounts in Rs.
Local Sales	30479930	32312443
Inter Branch Sales	1779851	1055828
Freight	20815	24105
Installation & Commission	4272211	1949751
Less: Sales Return	(586,296)	(14,279)
Total.....	35,966,511	35,327,848

Schedule: 06 : Other Income :	As At	As At
	31.03.2022	31.03.2021
	Amounts in Rs.	Amounts in Rs.
RREC Subsidy	-	2,848,163
Round Off	4	-
Total.....	4	2,848,163



Schedule: 07 : Cost of Material Consumed :	As At	As At
	31.03.2022	31.03.2021
	Amounts in Rs.	Amounts in Rs.
Opening Stock :	7,006,181	2,309,117
Local Purchases	1,243,781	1,978,018
Inter Branch Purchases	20,829,654	39,781,686
Stores & Consumables	194,051	65,561
Less: Purchases Return	-	(100,000)
Closing Stock :	934,818	7,006,181
Total.....	28,338,848	37,028,201

Schedule: 08 : Manufacturing Expenses :	As At	As At
	31.03.2022	31.03.2021
	Amounts in Rs.	Amounts in Rs.
Installation & Commission Expenses	322,590	131,441
Sales Commission	62,557	117,757
Total.....	385,147	249,198

Schedule: 09 : Other Expenses :	As At	As At
	31.03.2022	31.03.2021
	Amounts in Rs.	Amounts in Rs.
Cash Discount	-	370
Godown Rent	231,000	230,500
GST Penalty	738	-
Office Expenses	77,750	-
Office Rent	221,400	108,000
Professional Fees	27,500	-
Rate Difference	-	10,367
Kasar & Vatav	85	2,801
No Longer receivable	461,559	27,318
Sales Promotion Expenses	-	7,899
Salary Expenses	1,072,013	-
Stationery & Printing	2,458	8,040
Telephone & Internet Expenses	10,546	-
Travelling Expenses	1,543,228	7,945
Total.....	3,648,276	403,240



M/S. SOLARIUM GREEN ENERGY LLP (NOW KNOWN AS SOLARIUM GREEN ENERGY PRIVATE LIMITED (RAJASTHAN)

Groupings Forming part of the Accounts for the year ended on 31/03/2022

Particulars	Amounts in Rs.	Amounts in Rs.
Sundry Debtors :		
Aaditya Solar	997	
Greenglo Solar	64,612	
M/S Sagar Brothers	385,875	
Nilesh Kumar Agarwal	89,128	
Power-Up Solar	1,041,340	
R M Power Energy	64,960	
Shyama Devi Agarwal	261,555	
Sharwan Lal Sharma	54	
Vijaya Kumar Sharma	42,650	
Total....		1,951,171
Loans & Advances & Deposits :		
Godown Rent Deposit	34,000	
Office Rent Deposit	42,000	
Performance Bank Gaurantee RREC	308,842	
Subsidy Receivable	4,904,213	
Total....		5,289,055
Cash & Bank :		
Cash in Hand	204,711	
Total....		204,711
Other Current Assets :		
Design and Decors	22712.32	
Total....		22,712
Sundry Creditors :		
Chandralal Seni	20,000	
One Stop Solution	15,500	
Total....		35,500
Advances from Debtors :		
M/s. Uma Green Solar and Securities	1,406,160	
S S Enterprise Bhadra	422,038	
Total....		1,828,198
Duties & Taxes :		
GST Payable	257597	
TDS Payable	11829	
		269,426



M/S. SOLARIUM GREEN ENERGY LLP (NOW KNOWN AS SOLARIUM GREEN ENERGY PRIVATE LIMITED (RAJASTHAN))

Schedules Forming Parts of the Accounts for the Year Ended at 31.03.2022

Schedule : 2 : Fixed Assets :

Sr No	Particular	Rate %	Opeing WDV 01.04.2021	Addition Upto Sept 2021	Addition After Sept 2021	Deletion During the Year	Total	Depreciation during the Year	Closing WDV 31.03.2022
1	Computer & Printers	40%	5,034	-	-	-	5,034	2,014	3,020
2	Air Conditioner	15%	24,276	51,875	-	-	76,151	11,423	64,728
3	Furniture	10%	58,349	-	-	-	58,349	5,835	52,514
	Total		87,659	51,875	-	-	139,534	19,271	120,263
	Previous year		47,773	-	51,167	-	98,940	11,281	87,659



M/s. Solarium Green Energy LLP (Now Known as Solarium Green Energy Private Limited)
FY 2021-22

Schedule: 20

Notes on Accounts and Significant Accounting Policies for the year ended on 31st March, 2022.

(A) SIGNIFICANT ACCOUNTING POLICIES

1. BASIS OF PREPARATION OF ACCOUNTS:

The financial statements are prepared as per historical cost convention and in accordance with the Generally Accepted Accounting Principle in India. All Income and Expenditures having material bearing on the Financial Statements are recognized on accrual basis.

2. USE OF ESTIMATES:

The presentation of the Financial Statements in conformity with the Generally Accepted Accounting policies requires the management to make estimates and assumptions that affect the reported amount of Assets and Liabilities, Revenue and Expenses and disclosure of contingent liabilities. Such estimation and assumptions are based on management's evaluation of relevant facts and circumstances as on date of financial statements. Difference between the actual results and estimates are recognized in the period in which the results are known/materialized.

3. CASH AND CASH EQUIVALANTS:

Cash comprises Cash on hand and Demand Deposits with Banks. Cash equivalents are short-term balances (with an original maturity of three months or less from the date of acquisition), highly liquid investments that are readily convertible into known amounts of cash and which are subject to insignificant risk of changes in value.

4. INVENTORIES:

Inventories are valued at Cost after providing for obsolescence and other losses, where considered necessary. Cost includes all charges in bringing the goods to the point of sale, including other levies, transit insurance and receiving charges.

5. EVENTS OCCURRING AFTER THE BALANCE SHEET :

Material events occurring after the balance sheet are considered up to the date of approval of the accounts by the Proprietor. There are no substantial events having an impact on the results of the current year Balance Sheet.

6. FIXED ASSETS:

Tangible Fixed Assets acquired by the firm are reported at the acquisition value, with deduction for accumulated depreciation and impairment losses, if any. The acquisition value includes the purchase prices (excluding refundable taxes), and expenses directly attributable to assets to bring it to the office and in working condition for its intended use,



7. **DEPRECIATION:**

Depreciation on Fixed Assets is provided on the written down value method at the rate and in the manner prescribed in Income Tax Act, 1961.

8. **REVENUE RECOGNITION:**

Sale of Goods:-

Sales are recognized, net of returns and trade discounts, on transfer of significant risks and rewards of ownership to the buyer, which generally coincides with the delivery of goods to customers. Sales exclude GST.

Other Income:-

Interest Income:-

Interest income is accrued on a time basis, by reference to the principal outstanding and at the effective interest rate applicable, which is the rate that exactly discounts estimated future cash receipts through the expected life of the financial asset to that asset's net carrying amount on initial recognition.

Discount Received:-

Discount income from a Purchase is recognized when it is possible that the economic benefits will flow to the Company and the amount of the income can be measured reliably.

All Other Incomes are recognized on accrual basis except subsidy on loans which are accounted on receipt..

9. **BORROWING COST:**

Borrowing costs that are directly attributable to the acquisition, construction or production of fixed assets are considered as part of the cost of that asset till the date of the acquisition. Other borrowing costs are recognized as an expense in the period in which they are incurred.


10. **FOREIGN CURRENCY TRANSACTION:**

Foreign currency transactions are recorded at the exchange rate prevailing on the date of the transaction. Differences arising out of foreign currency transactions settled during the year are recognized in the Statement of Profit and Loss.

Monetary items outstanding at the balance sheet date and denominated in foreign currencies are recorded at the exchange rate prevailing at the end of the year. Differences arising there from are recognized in the Statement of Profit and Loss.

11. **EMPLOYEE BENEFITS :**

Short -term employee benefits are recognized as an expense at the undiscounted amount in the profit and loss account of the year in which the related service is rendered. Post employment and other long term employee benefits are recognized as an expense in the profit and loss account for the year in which it has been paid to the employees.



12. PROVISIONS, CONTINGENT ASSETS AND CONTINGENT LIABILITIES:

A provision is recognized when there is a present legal or constructive obligation as a result of past event and it is probable that an outflow of resources will be required to settle the obligation in respect of which a reliable estimate can be made. Provisions (excluding Long Term benefit) are not discounted to its present value and are determined based on best estimate required to settle the obligation at the balance sheet date. These are reviewed at the balance sheet date and adjusted to reflect current best estimate. Contingent Liabilities are disclosed by the way of notes to Accounts. Contingent assets are neither recognized nor disclosed in the financial statements.

(B) NOTES FORMING PART OF ACCOUNTS


1. The LLP firm is converted into Private Limited Company w.e.f. 24.02.2022, thereafter the commencement of business of the company is filed on receipt of GST registration certificate. All the transactions of Sales, Purchases, receipts, payments and expenses from 24.02.2022 to 31.03.2022 is recorded in the books of LLP instead of company and closing balances as at 31.03.2022 is carried over to the books of the company.
2. The company has filed commencement of Business with ROC, and for that fixed capital of the LLP has been withdrawn by the partners for the infusion of share capital in the company, the fund was again retransferred to the books of the LLP by the company and hence fixed capital of Rs. 300.00 Lakh is shown in the name of company in the books of LLP
3. Balances of Cash and Bank, Debtors, Creditors, Unsecured Loans, Loans and Advances are subject to reconciliation/confirmation in the ordinary course of business. Most of the payments and receipts stood in the bank reconciliation were cleared before the date of signature of the Audited Balance Sheet and hence those transactions were included and accepted on the balance sheet date.
4. The Partners are of the opinion that the current assets stated in the Balance Sheet are valued at approximately realizable value in the ordinary course of Business and all known liabilities have been provided for.
5. The Partners undertake that the valuations of inventory shown in the balance sheet are as per the accounting principal generally accepted in India.
6. The Addition in the fixed assets are at their historical cost and inclusive of transportation, erection and installation



7. Previous Years figures are regrouped and re arranged wherever felt necessary
8. Provision for taxation does not provided in the books.
9. Quantitative Details not produced to us for verification hence we are unable to comments, Closing Stocks certified by the partners are taken into consideration for opinion formation on the financial statements
10. Provision for Doubtful debtors are not provided and considered debtors outstanding above 1 year as good as per the management representations.

As per our Audit Report of attached herewith

For, Anil Bohra & Associates
Chartered Accountants


Anil C Bohra
M. No. 122723
Firm Reg. No. 142719W



Place: Ahmedabad
Date: 16.08.2022

For, M/s Solarium Green Energy LLP


(Partner)

Chetan M. Patel
(Partner)